










# IATR 2009 End of Year Survey

1. Are you an IATR member?			
		Response Percent	Response Count
Yes		66.7%	72
No		33.3%	36
		<b>answered question</b>	<b>108</b>
		<b>skipped question</b>	<b>0</b>

2. To which category of membership do you belong?			
		Response Percent	Response Count
None		3.7%	4
<b>Governmental (Regulator) Member - Primary Contact</b>		<b>42.6%</b>	<b>46</b>
Governmental (Regulator) Member - Additional		16.7%	18
Associate Member (Industry/Supplier)		17.6%	19
Honourary		0.0%	0
Other		19.4%	21
		<b>answered question</b>	<b>108</b>
		<b>skipped question</b>	<b>0</b>

3. Did you attend the 2009 IATR Conference in New York?			
		Response Percent	Response Count
Yes		50.0%	54
No		50.0%	54
		<i>answered question</i>	108
		<i>skipped question</i>	0

4. Please choose, from the list below, the five (5) best sessions at the 2009 conference. Rank them in order, from 1 to 5, with 1 being the very best/informative, 2 being the next best/informative, etc.

	1st	2nd	3rd	4th	5th	Rating Average	Response Count
Session 1 - T-PEP System Security and Acceptance Testing	15.4% (2)	23.1% (3)	0.0% (0)	15.4% (2)	<b>46.2% (6)</b>	2.46	13
Session 2 - T-PEP Contract Negotiation and Legal Issues	0.0% (0)	<b>33.3% (3)</b>	22.2% (2)	<b>33.3% (3)</b>	11.1% (1)	2.78	9
Session 3 - T-PEP Data Applications & Policy Analysis (Location Data)	<b>45.5% (5)</b>	9.1% (1)	9.1% (1)	27.3% (3)	9.1% (1)	3.55	11
Session 4 - Debit and Credit Cards in Other Jurisdictions	25.0% (3)	8.3% (1)	8.3% (1)	<b>33.3% (4)</b>	25.0% (3)	2.75	12
Session 5 - David Pogue Panel - Future of Taxicab Technology	<b>47.1% (8)</b>	11.8% (2)	23.5% (4)	0.0% (0)	17.6% (3)	3.71	17
Session 6 - Facility Tours	<b>35.7% (5)</b>	7.1% (1)	28.6% (4)	7.1% (1)	21.4% (3)	3.29	14
Session 7 - Internet Media Training	12.5% (1)	<b>25.0% (2)</b>	<b>25.0% (2)</b>	12.5% (1)	<b>25.0% (2)</b>	2.88	8
Session 8 - MIS for the Regulator	16.7% (1)	<b>50.0% (3)</b>	0.0% (0)	33.3% (2)	0.0% (0)	3.50	6
Session 9 - Accessible Taxi Implementation - Technology and Enforcement	20.0% (3)	20.0% (3)	20.0% (3)	<b>33.3% (5)</b>	6.7% (1)	3.13	15
Session 10 - Pros and Cons - Safety Cameras vs Shields	5.9% (1)	<b>35.3% (6)</b>	<b>35.3% (6)</b>	0.0% (0)	23.5% (4)	3.00	17
Session 11 - Safety Cameras - NIOSH and Burlington Taxi	0.0% (0)	0.0% (0)	<b>50.0% (4)</b>	<b>50.0% (4)</b>	0.0% (0)	2.50	8
Driver Recognition Ceremony	16.7% (2)	<b>33.3% (4)</b>	8.3% (1)	16.7% (2)	25.0% (3)	3.00	12
Reasons for you choices:							11
<b>answered question</b>							<b>31</b>
<b>skipped question</b>							<b>77</b>






5. Please evaluate EACH of the following aspects of the conference format:						
	Poor	Fair	Good	Very Good	Rating Average	Response Count
Theme Days	0.0% (0)	6.9% (2)	<b>62.1% (18)</b>	31.0% (9)	3.24	29
Panel Format	3.3% (1)	3.3% (1)	<b>56.7% (17)</b>	36.7% (11)	3.27	30
Pro vs Con Format	0.0% (0)	24.1% (7)	<b>41.4% (12)</b>	34.5% (10)	3.10	29
Length of Sessions	0.0% (0)	23.3% (7)	<b>63.3% (19)</b>	13.3% (4)	2.90	30
Moderators (Overall)	0.0% (0)	3.3% (1)	<b>56.7% (17)</b>	40.0% (12)	3.37	30
Handouts	0.0% (0)	9.7% (3)	<b>64.5% (20)</b>	25.8% (8)	3.16	31
Conference Agenda/Binder	3.4% (1)	0.0% (0)	<b>48.3% (14)</b>	<b>48.3% (14)</b>	3.41	29
Comments? Suggestions?						7
<i>answered question</i>						<b>31</b>
<i>skipped question</i>						<b>77</b>

6. Please comment on the timing, location, and value of the Exhibitor Displays, and suggestions for how to enhance their value in the future.	
	Response Count
	12
<i>answered question</i>	<b>12</b>
<i>skipped question</i>	<b>96</b>

7. Please rank, in order of importance, with 1 being the most important, and 2 being next most important, the factors which will influence your decision to attend the 2010 conference. There are more than 4 options, so please rank the top four in order of importance.

	1st	2nd	3rd	4th	Rating Average	Response Count
Program Theme and Topics	<b>55.8% (29)</b>	26.9% (14)	15.4% (8)	1.9% (1)	3.37	52
Calibre of Speakers	8.1% (3)	<b>51.4% (19)</b>	29.7% (11)	10.8% (4)	2.57	37
Length of Conference (Time Away from the Office)	8.0% (2)	12.0% (3)	<b>44.0% (11)</b>	36.0% (9)	1.92	25
Timing/Date of Conference (mid September)	3.2% (1)	29.0% (9)	19.4% (6)	<b>48.4% (15)</b>	1.87	31
Conference Registration Cost	3.7% (1)	33.3% (9)	<b>37.0% (10)</b>	25.9% (7)	2.15	27
Cost of Hotel Rooms	4.5% (1)	22.7% (5)	<b>45.5% (10)</b>	27.3% (6)	2.05	22
Restrictions on Travel within your department	<b>69.4% (25)</b>	2.8% (1)	8.3% (3)	19.4% (7)	3.22	36
None of the Above/Other	20.0% (1)	20.0% (1)	20.0% (1)	<b>40.0% (2)</b>	2.20	5
Comments? Suggestions?						11
<b>answered question</b>						<b>63</b>
<b>skipped question</b>						<b>45</b>






8. Planning is already taking place for the 2010 conference in Chicago, IL. The theme is "Sustainable Streets". The vision is to expand on the classic definition of sustainable streets, to investigate the potential for taxis and taxi regulators to participate in a more inclusive transportation planning philosophy. Focused on mobility and accessibility, the 2010 conference will reach out to our potential partners, including transit and paratransit operations. Given this theme, what topics would you like included in the 2010 Conference Program?

		Response Percent	Response Count
1.		100.0%	36
2.		72.2%	26
3.		47.2%	17
4.		22.2%	8
5.		5.6%	2
		<i>answered question</i>	<b>36</b>
		<i>skipped question</i>	<b>72</b>







9. Are you aware of an initiative, or speaker, that you would like to recommend for a session at the 2010 conference? Please provide details below.

		Response Count
		21
		<i>answered question</i>
		<b>21</b>
		<i>skipped question</i>
		<b>87</b>





10. Please let us know the webinar topics that you are interested in, and that you would register for. Examples of topics could be, but are not limited to: understanding legislative changes such as accessibility; technology topics such as safety cameras; regulatory topics such as mandating hybrid or fuel-efficient vehicles; legal issues and interpretations; vehicle enforcement practices; development and implementation of licencing or enforcement programs; best practices in monitoring industry performance standards; etc.

		Response Percent	Response Count
1.		100.0%	32
2.		84.4%	27
3.		43.8%	14
4.		21.9%	7
5.		6.3%	2
	<i>answered question</i>		<b>32</b>
	<i>skipped question</i>		<b>76</b>

11. At a cost of between \$25 - \$45 US for a one-hour session, how many webinars would you and/or your staff register for? (Registration would be done online, payable by credit card. There would be an extra cost for payment by check.)

		Response Percent	Response Count
None (0)		17.6%	9
One (1)		11.8%	6
Two		15.7%	8
Three - Five		9.8%	5
Five - Ten		5.9%	3
<b>As many as were relevant to my business</b>		<b>39.2%</b>	<b>20</b>
	Comments		12
	<i>answered question</i>		<b>51</b>
	<i>skipped question</i>		<b>57</b>

12. Name and contact information is optional.

		Response Percent	Response Count
Name:		97.1%	34
<b>Company/Jurisdiction</b>		<b>100.0%</b>	<b>35</b>
Email Address:		94.3%	33
Phone Number:		91.4%	32
		<i>answered question</i>	<b>35</b>
		<i>skipped question</i>	<b>73</b>